



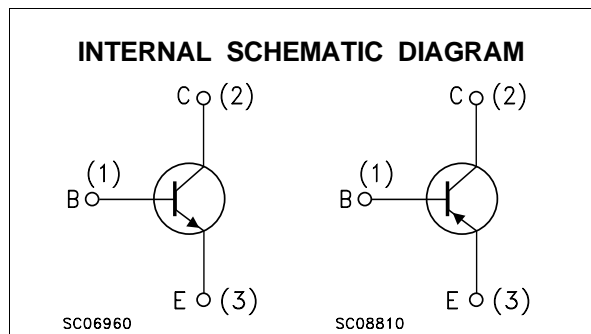
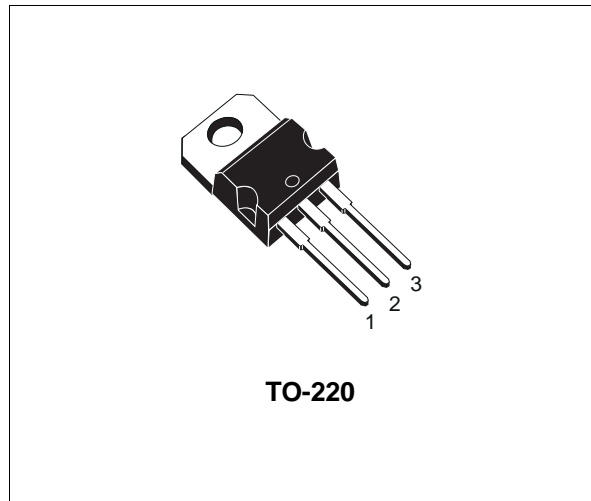
BD533 BD535 BD537 BD534 BD536 BD538

COMPLEMENTARY SILICON POWER TRANSISTORS

- BD534, BD535, BD536, BD537 AND BD538 ARE STMicroelectronics PREFERRED SALESTYPES

DESCRIPTION

The BD533, BD535, and BD537 are silicon Epitaxial-Base NPN power transistors in Jedec TO-220 plastic package, intended for use in medium power linear and switching applications. The complementary PNP types are BD534, BD536, and BD538 respectively.



ABSOLUTE MAXIMUM RATINGS

Symbol	Parameter	Value				Unit
		NPN	BD533	BD535	BD537	
		PNP	BD534	BD536	BD538	
V_{CBO}	Collector-Base Voltage ($I_E = 0$)		45	60	80	V
V_{CES}	Collector-Emitter Voltage ($V_{BE} = 0$)		45	60	80	V
V_{CEO}	Collector-Emitter Voltage ($I_B = 0$)		45	60	80	V
V_{EBO}	Emitter-Base Voltage ($I_C = 0$)		5			V
I_C, I_E	Collector and Emitter Current		8			A
I_B	Base Current		1			A
P_{tot}	Total Dissipation at $T_c \leq 25^\circ\text{C}$		50			W
T_{stg}	Storage Temperature		-65 to 150			$^\circ\text{C}$
T_j	Max. Operating Junction Temperature		150			$^\circ\text{C}$

For PNP types voltage and current values are negative.

BD533 BD534 BD535 DB536 BD537 BD538

THERMAL DATA

R _{thj-case}	Thermal Resistance Junction-case	Max	2.5	°C/W
R _{thj-amb}	Thermal Resistance Junction-ambient	Max	70	°C/W

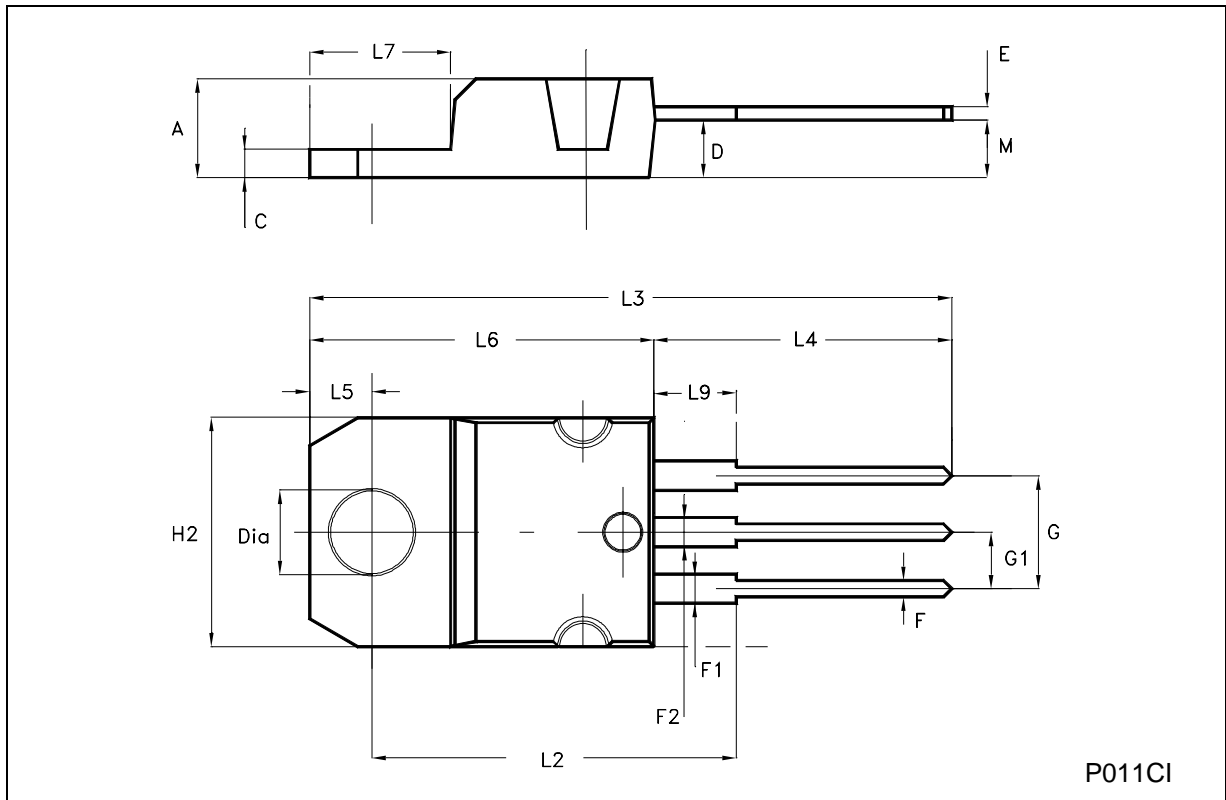
ELECTRICAL CHARACTERISTICS (T_{case} = 25 °C unless otherwise specified)

Symbol	Parameter	Test Conditions	Min.	Typ.	Max.	Unit
I _{CBO}	Collector Cut-off Current (I _E = 0)	for BD533/534 V _{CB} = 45 V for BD535/536 V _{CB} = 60 V for BD537/538 V _{CB} = 80 V			100 100 100	μA μA μA
I _{CES}	Collector Cut-off Current (V _{BE} = 0)	for BD533/534 V _{CE} = 45 V for BD535/536 V _{CE} = 60 V for BD537/538 V _{CE} = 80 V			100 100 100	μA μA μA
I _{EBO}	Emitter Cut-off Current (I _C = 0)	V _{EB} = 5 V			1	mA
V _{CEO(sus)*}	Collector-Emitter Sustaining Voltage (I _B = 0)	I _C = 100 mA	for BD533/534 45 for BD535/536 60 for BD537/538 80			V V V
V _{CE(sat)*}	Collector-Emitter Saturation Voltage	I _C = 2 A I _C = 6 A	I _B = 0.2 A I _B = 0.6 A	0.8	0.8	V V
V _{BE*}	Base-Emitter Voltage	I _C = 2 A	V _{CE} = 2 V		1.5	V
h _{FE*}	DC Current Gain	I _C = 10 mA I _C = 500 mA I _C = 2 A	V _{CE} = 5 V for BD533/534 for BD535/536 for BD537/538 V _{CE} = 2 V V _{CE} = 2 V for BD533/534 for BD535/536 for BD537/538	20 20 15 40 25 25 15		
f _T	Transition frequency	I _C = 500 mA	V _{CE} = 1 V	3	12	MHz

* Pulsed: Pulse duration = 300 μs, duty cycle 1.5 %
For PNP types voltage and current values are negative.

TO-220 MECHANICAL DATA

DIM.	mm			inch		
	MIN.	TYP.	MAX.	MIN.	TYP.	MAX.
A	4.40		4.60	0.173		0.181
C	1.23		1.32	0.048		0.052
D	2.40		2.72	0.094		0.107
E	0.49		0.70	0.019		0.027
F	0.61		0.88	0.024		0.034
F1	1.14		1.70	0.044		0.067
F2	1.14		1.70	0.044		0.067
G	4.95		5.15	0.194		0.202
G1	2.40		2.70	0.094		0.106
H2	10.00		10.40	0.394		0.409
L2		16.40			0.645	
L4	13.00		14.00	0.511		0.551
L5	2.65		2.95	0.104		0.116
L6	15.25		15.75	0.600		0.620
L7	6.20		6.60	0.244		0.260
L9	3.50		3.93	0.137		0.154
M		2.60			0.102	
DIA.	3.75		3.85	0.147		0.151



Information furnished is believed to be accurate and reliable. However, STMicroelectronics assumes no responsibility for the consequences of use of such information nor for any infringement of patents or other rights of third parties which may result from its use. No license is granted by implication or otherwise under any patent or patent rights of STMicroelectronics. Specification mentioned in this publication are subject to change without notice. This publication supersedes and replaces all information previously supplied. STMicroelectronics products are not authorized for use as critical components in life support devices or systems without express written approval of STMicroelectronics.

The ST logo is a trademark of STMicroelectronics

© 2003 STMicroelectronics – Printed in Italy – All Rights Reserved

STMicroelectronics GROUP OF COMPANIES

Australia - Brazil - Canada - China - Finland - France - Germany - Hong Kong - India - Israel - Italy - Japan - Malaysia - Malta - Morocco - Singapore - Spain - Sweden - Switzerland - United Kingdom - United States.

<http://www.st.com>